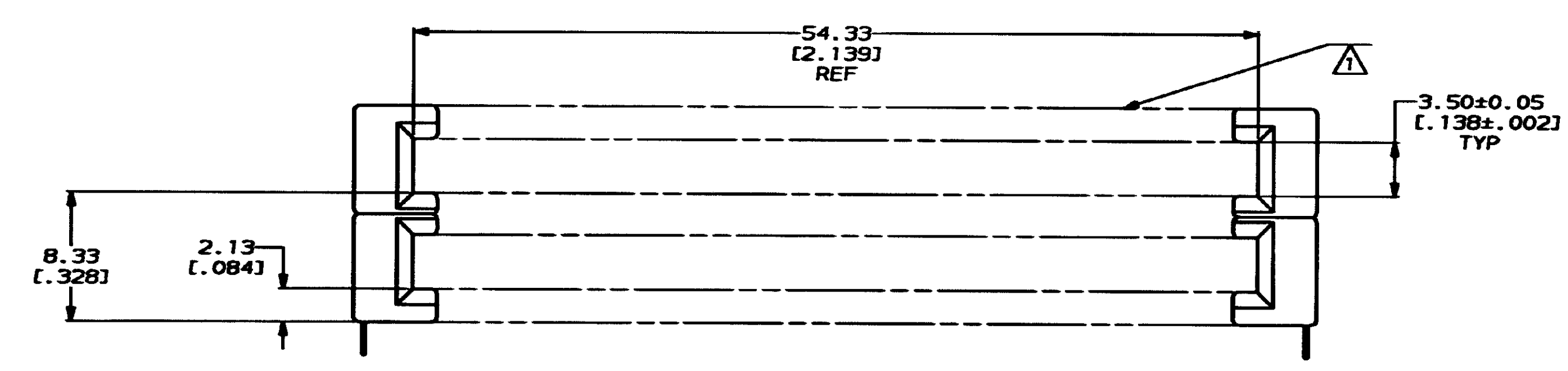
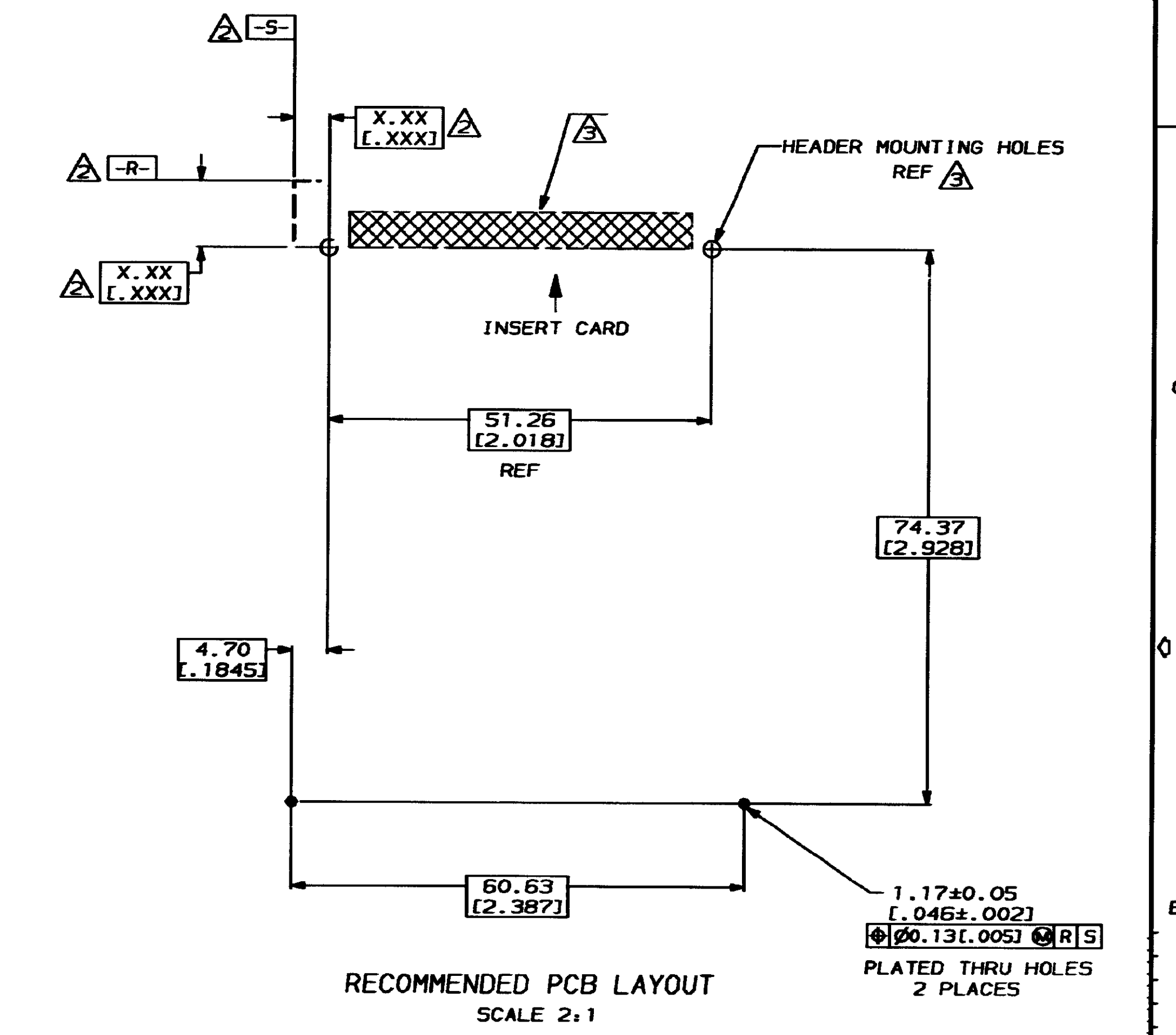
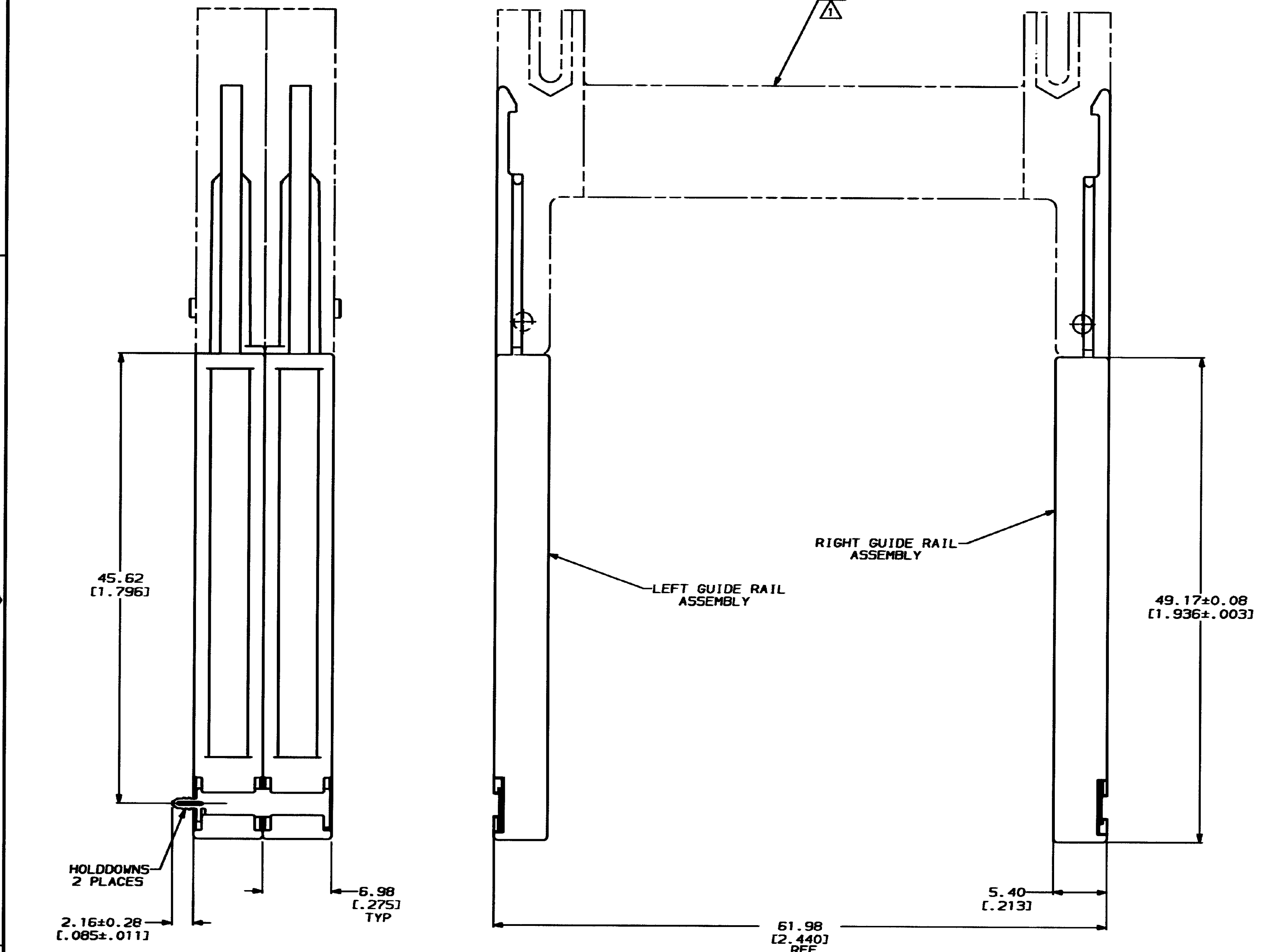


THIS DRAWING IS UNPUBLISHED. RELEASED FOR PUBLICATION .19
 © COPYRIGHT 19 BY AMP INCORPORATED. ALL INTERNATIONAL RIGHTS RESERVED.

REV. NO.		DATE		DESCRIPTION		DATE	APPD
AD	39			0	RELEASED PER PPR	9/9/93	BE

- ⚠ SMT OR THRU-HOLE HEADER ASSY NOT SUPPLIED AND MUST BE ORDERED SEPARATELY. CONTACT AMP INCORPORATED FOR HEADER PART NUMBER
- ⚠ DATUMS AND BASIC DIMENSIONS ESTABLISHED BY CUSTOMER
- ⚠ FOR HEADER PC BOARD LAYOUT SEE APPROPRIATE HEADER ASSEMBLY



DESCRIPTION	PART NO
RIGHT GUIDE RAILS WITH HOLDDOWN	146035-2
LEFT GUIDE RAILS WITH HOLDDOWN	146035-1

DO NOT SCALE PRINT. UNLESS SPECIFIED DIMENSIONS IN mm (INCHES) TOLERANCES ON: 2 PLG DEC ± 0.13 (.005) 3 PLG DEC ± - ANGLES ± -	DR 9/8/93 J MOSER CHK 9/9/93 B ELICKER APPD 9/9/93 B ELICKER APPD 9/9/93 B ELICKER PRODUCT SPEC APPLICATION SPEC HOLD DOWNS: TIN WEIGHT 4.2 GRAMS	AMP AMP Incorporated Harrisburg, PA 17105-3608 NAME GUIDE RAILS, STACKED, EXTENDED, WITH THRU-HOLE HOLDDOWNS, AMP MEMORY CARD SIZE D CAGE CODE 00779 DRAWING NO C-146035 SCALE 4:1 SHEET 1 OF 1
--	--	---

THIS DRAWING IS A CONTROLLED DOCUMENT FOR AMP INCORPORATED. IT IS SUBJECT TO CHANGE AND THE CONTROLLING ENGINEERING ORGANIZATION SHOULD BE CONTACTED FOR THE LATEST REVISION.